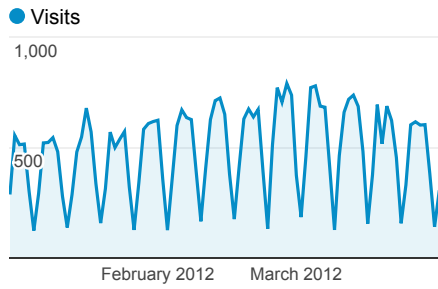


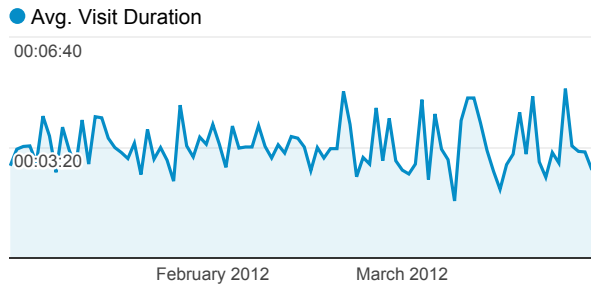
## My Dashboard

Jan 1, 2012 - Mar 31, 2012

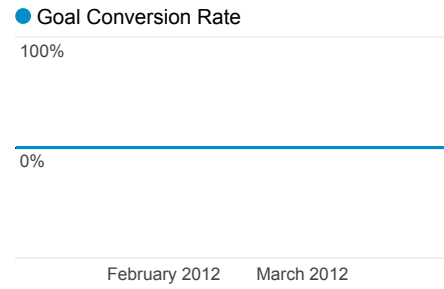
### Visits



### Avg. Visit Duration



### Goal Conversion Rate



### Visits by Traffic Type



- **51.10% organic**  
22,489 Visits
- **37.73% direct**  
16,606 Visits
- **11.15% referral**  
4,908 Visits

### Visits and Avg. Visit Duration by Country / Territory

Country / Territory	Visits	Avg. Visit Duration
United Arab Emirates	33,037	00:03:43
Saudi Arabia	1,340	00:01:30
Egypt	1,329	00:02:03
United Kingdom	1,169	00:03:33
United States	713	00:02:10
Jordan	668	00:02:57
Qatar	634	00:03:35
India	583	00:03:02
Algeria	475	00:01:59
Kuwait	307	00:01:43

### Goal Completions and Goal Conversion Rate

Source	Goal Completions	Goal Conversion Rate
There is no data for this view.		

### Visits and Pageviews by Mobile

Mobile	Visits	Pageviews
No	41,206	105,521
Yes	2,797	4,955

### Automatic Alerts and Custom Alerts

